

# Ac FireBOX 100

Accessories

For added safety and protection from fire

## Self Extinguishing Inline Pre Filter

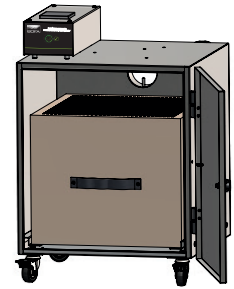
In the rare event that a burning ember or spark is drawn into the fume extraction unit, there is the possibility that debris in the filters could ignite. Although any resultant fire would typically be retained within the fume extraction unit, this would cause significant damage and in extreme circumstances the risk may extend beyond the extraction unit. For processes where such risks have been identified, additional protection in the form of an in line firebox is an additional precaution.

## Operation

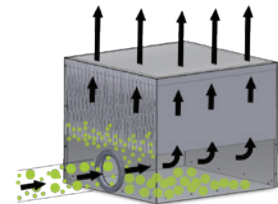
The extinguisher activating coil will discharge the powder if the temperature on its surface exceeds 63° C. The extinguisher unit can also be used to switch a (13A) supply, for example; the extraction unit.

## How the fire extinguisher works

The fire extinguisher discharge mechanism is a special plastic hose, coiled around the inside of the filter box lid. This dispenses the fire retardant in the event of a fire, protecting the fume extractor and other areas nearby.



Featuring DeepPleat  
DUO filter technology



## The temperature sensor

As a secondary and extra safety measure, the filter unit has a temperature sensor that is positioned in the air flow path.

This sensor can be set by the user to measure the temperature of the air flow in case a fire develops in the ducts before reaching the main body of the unit.

For example if a fire were to develop in the pipe work leading to the filter unit, the temperature sensor would sense this and disable the contactor and extraction unit from drawing in air, so preventing the fire from continuing.

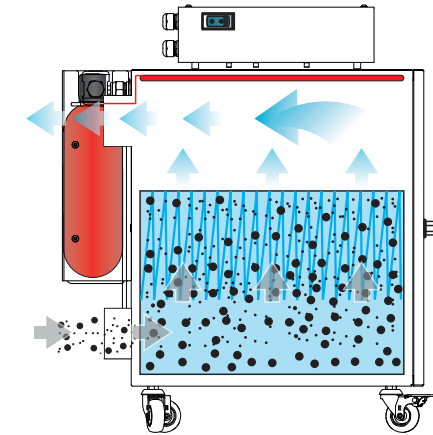

PART NUMBERS - UNIT		
Model	Part No.	Hose Kit
FireBOX 100 Stainless Steel	A1030296	Metal hose only, Please contact BOFA for more information.

PART NUMBERS - REPLACEMENT FILTER	
Model	DeepPleat DUO Pre Filter
FireBOX 100	A1030156

TECHNICAL DATA		
	CE	US
Dimensions (HxWxD)	640 x 440 x 540mm	25.2 x 17.3 x 21.3"
Cabinet Construction	Brushed stainless steel	Brushed stainless steel
Airflow	Upto 500m <sup>3</sup> /hr	Upto 294cfm
Electrical Data	230v 1ph 50/60Hz Max load current: 13 amps	115v 50/60Hz Max load current: 13 amps
Weight	26kg	57lbs

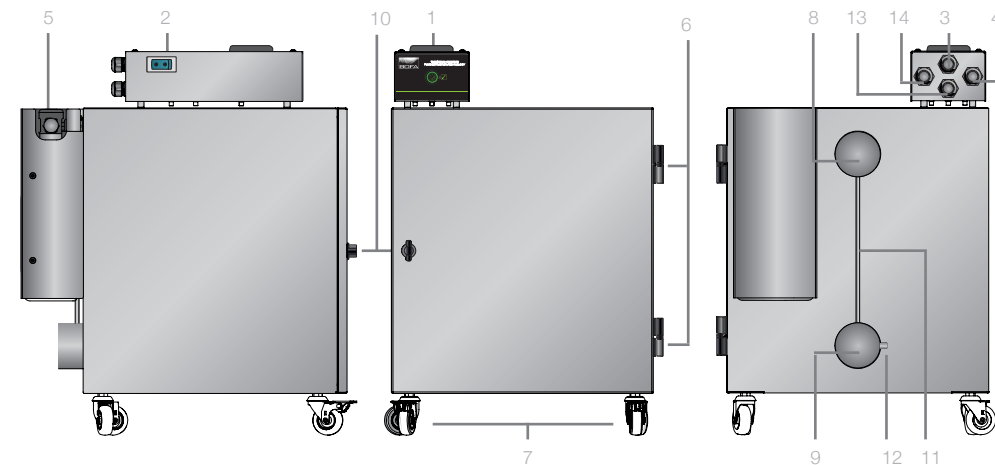
DEEPPLEAT DUO PRE FILTER SPECIFICATIONS	
Surface Media Area	12m <sup>2</sup> approx
Filter Media	Glass Fibre
Filter Media Construction	Maxi Pleat with webbing spacer
Filter Housing	Zintec Mild Steel
Filter Efficiency	F8 (95% @ 0.9 microns)

## AIRFLOW THROUGH FILTERS



## TECHNICAL SPECIFICATION

- |                           |               |                                    |
|---------------------------|---------------|------------------------------------|
| 1 Alarm Light             | 6 Door Hinge  | 11 Vacuum sensing tube             |
| 2 On / Off Switch         | 7 Castors     | 12 Temperature Sensor              |
| 3 Power to Fume Extractor | 8 Outlet      | 13 Temperature Sensor Inlet        |
| 4 Power Cable             | 9 Inlet       | 14 Fire Extinguisher Control Inlet |
| 5 Fire Extinguisher       | 10 Door Latch |                                    |



Other hose kits and filters are available. All of the above units are fitted with our standard filter combinations. For specific applications please call us for details. Replacement filters should always be ordered using the part number on the filters inside your extractor to ensure the correct filter is ordered. Datasheet correct at time of print.

Date: 27/5/15 V:1.4



**BOFA INTERNATIONAL LTD**

Tel: +44 (0) 1202 699 444 Fax: +44 (0) 1202 699 446 Email: sales@bofa.co.uk Web: www.bofa.co.uk

**BOFA AMERICAS, INC**

Tel: (618) 205 5007 Fax: (866) 707 2632 Email: sales@bofaamericas.com Web: www.bofaamericas.com



British Quality

